












At-Home Learning Plan ~ Kindergarten English Learners

	What to do	Example
Monday	<p>Look through and color the pictures of the book. Add details - colors, numbers, shapes, feelings, actions.</p> <p>Tell a parent, sibling or teacher what you see in English.</p>	
Tuesday	<p>Look at the pictures and the words of the book.</p> <p>Match one word with one picture on each page.</p>	
Wednesday	<p>Look at the pictures and words of the book again.</p> <p>Count the words on each page.</p> <p>Write the number of words on each page.</p>	
Thursday	<p>Work with a parent, sibling or teacher to write words of what you see on each page.</p>	
Friday	<p>Choose at least one activity from the list to share what you've learned. You can also choose more. Have fun!</p> <ul style="list-style-type: none"> * Retell the story in your own words * Act out the story - pretend you are one of the characters * Tell a similar story from your own life * Draw a scene from the book. Describe it out loud * Do the worksheet that goes with the book 	

Week by Week Book Plan

Week	Topic	Book Name
April 20-April 24	Feelings	<p>"All Kinds of Faces"</p> 
April 27-May 1	Family	<p>"My Family"</p> 
May 4-May 8	Shapes	<p>"Shapes in Nature"</p> 
May 11-May 15	Numbers and Counting	<p>"Pond Animals"</p> 
May 18-May 22	Community	<p>"I Am a Community Worker"</p> 
May 25-May 29	Similarities and Differences	<p>"Safe, Not Safe"</p> 
June 1-June 5	Similarities and Differences	<p>"Light and Heavy"</p> 