

## About Skyward SIS



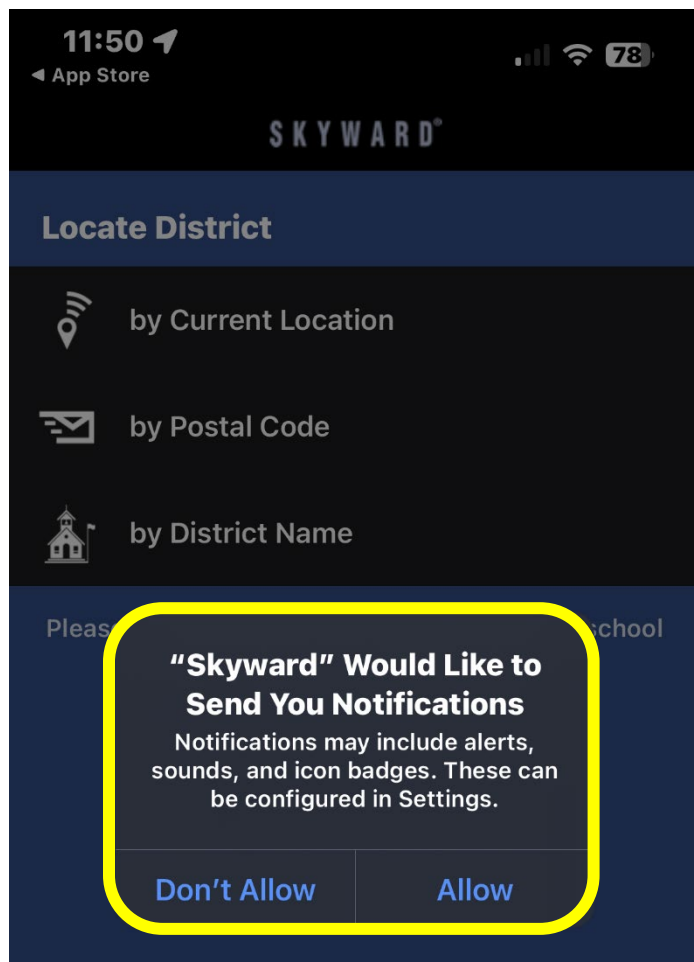
Skyward is the adopted Student Information System (SIS) of the Eau Claire Area School District. We use Skyward to manage student enrollments and family information. Please consider the guide below to successfully add the Skyward Mobile Access to your personal device. For information and support, please contact IT411 at (715) 852-3411.

## Downloading Skyward Mobile Access App

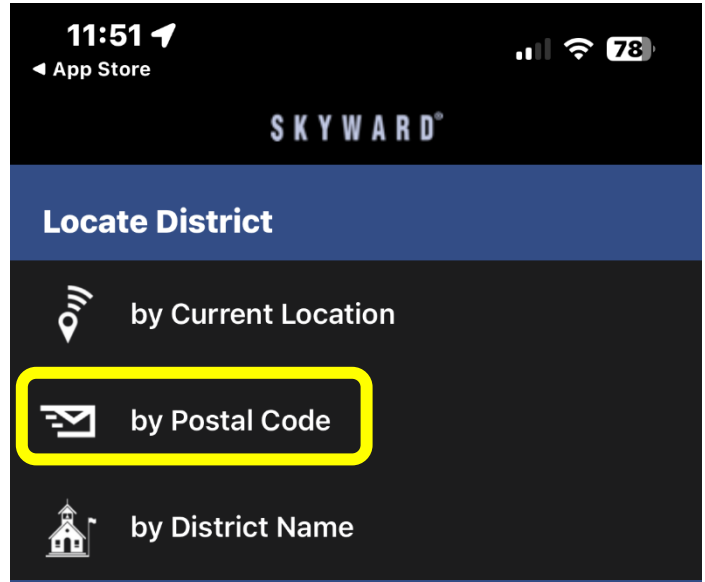
Depending on your personal device, browse to the URL or use your camera app to scan the QR Code		
 Apple (iOS)	 Google Play (Android)	 Microsoft
<a href="https://go.ecasd.us/skywardapple">go.ecasd.us/skywardapple</a>	<a href="https://go.ecasd.us/skywardgoogle">go.ecasd.us/skywardgoogle</a>	<a href="https://go.ecasd.us/skywardmicrosoft">go.ecasd.us/skywardmicrosoft</a>
		

## Logging Into the App

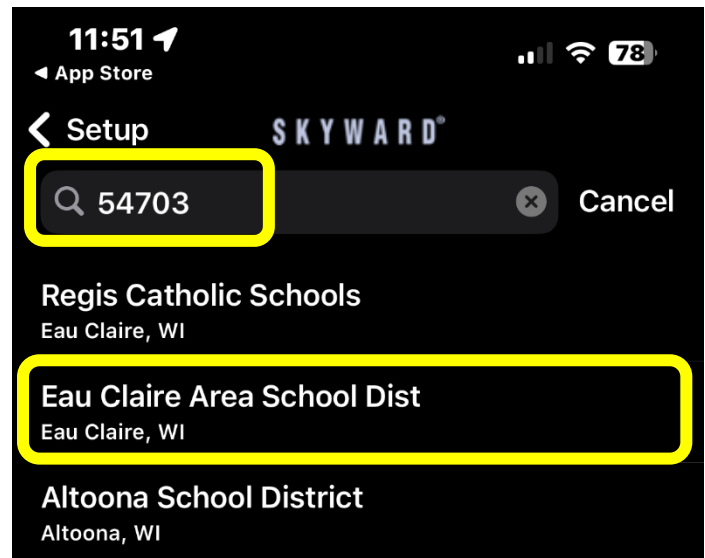
1. Tap to choose to **Don't Allow** or **Allow** the app to send you alerts and notifications.



2. Tap **by Postal Code**

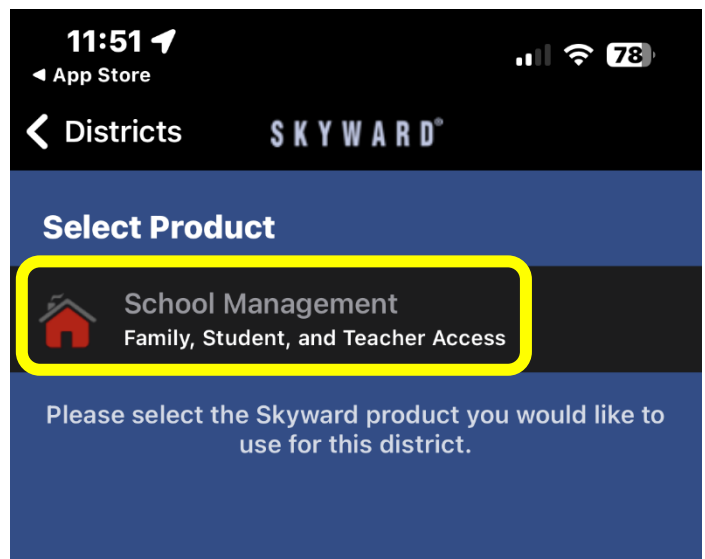


3. Enter **54701** or **54703**

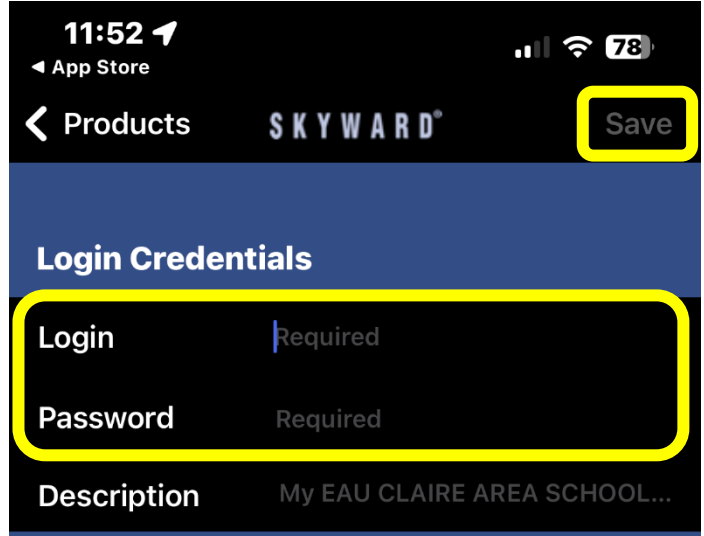


4. Tap **Eau Claire Area School District**

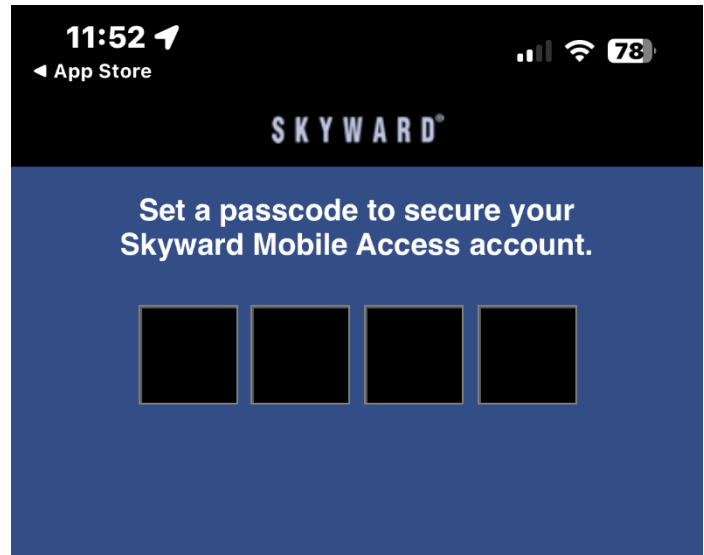
5. Tap **School Management**



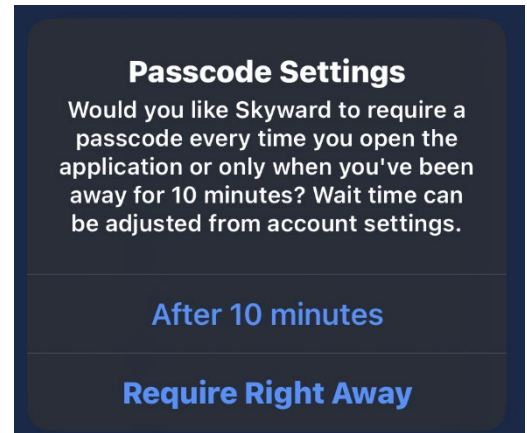
6. Login using your ECASD-Skyward Family Access
  - a. Login format: LLLLLFFF###
  - b. PW: [PRIVATE]
  - c. Tap **Save**



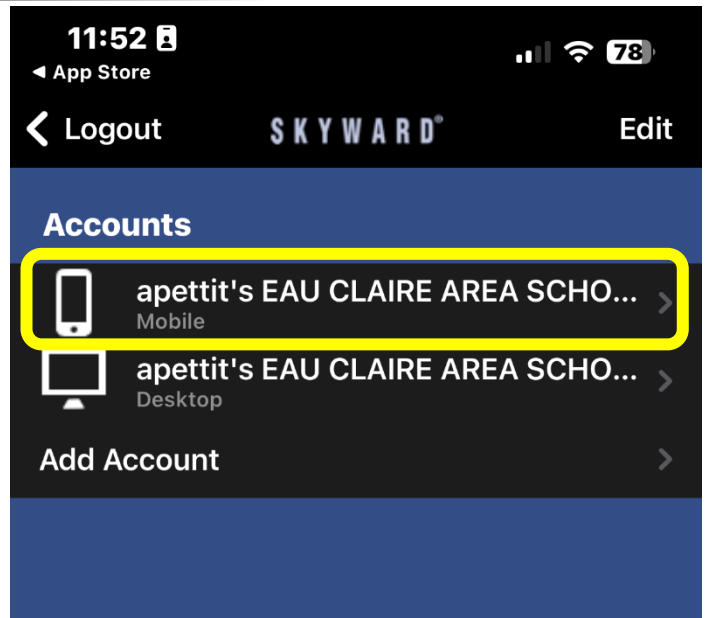
7. Create a four-digit security passcode
  - a. Then re-enter the same passcode



8. Tap **After 10 minutes** or **Require Right Away**
  - a. Your personal choice of when to be re-asked for the code



9. Tap **Mobile** account option



10. Tap the **Menu** icon to navigate

