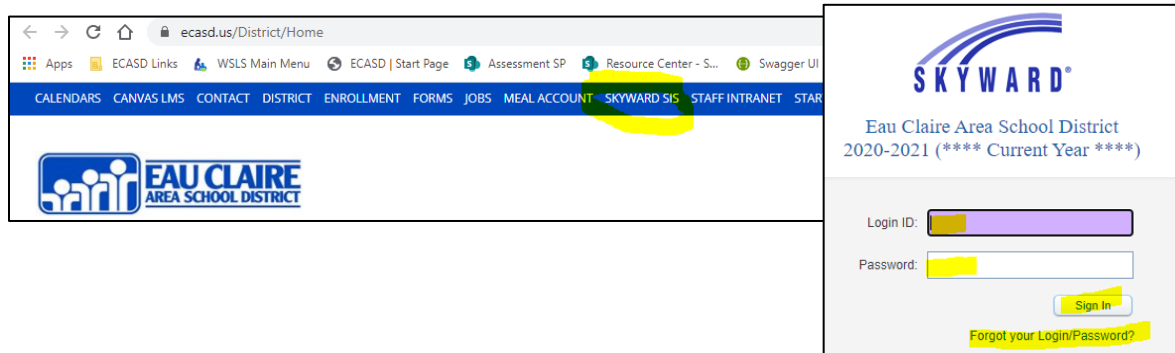
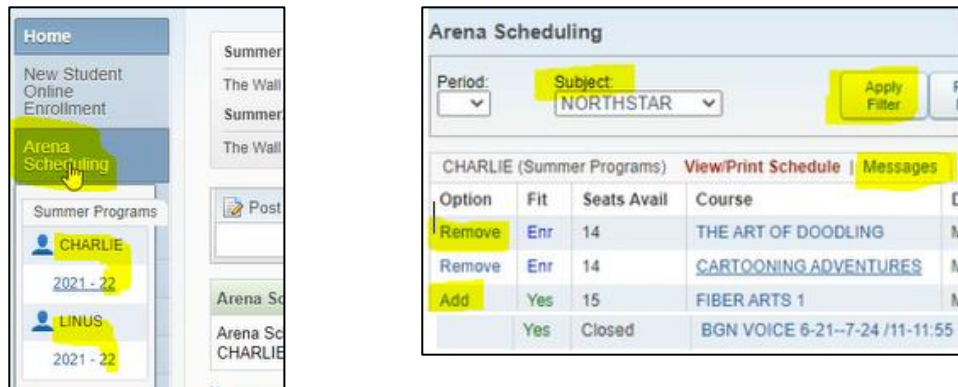


REGISTER FOR SUMMER SCHOOL CLASSES

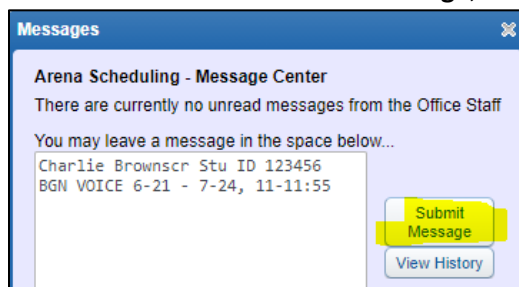
Log into Family Access by going to www.ecasd.us, click on **SKYWARD SIS** at the top of the screen. Enter your **Login ID** and **Password**, click **Sign In**. If you do not know your Family Access info, you can try the [Forgot your Login/Password?](#) link. If you have a valid email in the system, you will receive a link to reset your password; otherwise, you can contact the secretary at your child's school for assistance.



Click the **Arena Scheduling** button on the left, choose the student you want to enroll in classes. Go to the **Subject** drop down, choose the location, click **Apply Filter**. Click the **Add** option to add a class or **Remove** to remove a class if you added it but no longer want it. Navigate to other schools to choose other courses. If the **Seats Avail** column says "Closed" that class is full. If you want your child to be on a waiting list for the class, click the **Messages** button...



Type in your student's name, their Student ID (it's on the front of this letter), and the information for the class that is full. Click **Submit Message**; office staff will contact you if seats open up.



Repeat the process for other students in the family. There is **not** a Save button, when done selecting classes, simply exiting Family Access will save your selections.