

At-Home Learning Check List

WEEK OF 5/26 - 5/29

Kindergarten

Dear Sam Davey Kindergarten Families,

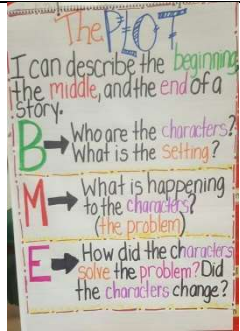
Below are this week's At-Home Learning activities for your kindergarten student. As a district we have recommended that our kindergarten children engage in purposeful play throughout their day embedded with short reading/writing, math and MAPE (music, art and physical education) activities. If you find that you are looking for additional activities for your child or related resources, page two provides Bonus Activities that you may find useful. If you have any questions, please reach out to your child's teacher, Mrs. Neuser - sneuser@ecasd.us, Ms. Blume - ablume@ecasd.us, or Mrs. Christianson - kchristianson@ecasd.us. ~ We thank you for your collaboration and support!

Subject	Monday 5/25	Tuesday 5/26	Wednesday 5/27	Thursday 5/28	Friday 5/29
Writing	No School	<p><u>Writing Prompt for the Week:</u> A friend comes to visit you in town for the first time. Where would you take your friend?</p> <p>Use the prompt above to write a true story. This is a story your child will be working on for</p>	<p><u>Writing Prompt for the Week:</u> A friend comes to visit you in town for the first time. Where would you take your friend?</p> <p><i>"When you think you're done, you've only just begun! Add more details!"</i></p>	<p><u>Writing Prompt for the Week:</u> A friend comes to visit you in town for the first time. Where would you take your friend?</p> <p>Keep working on the same story by adding labels to your pictures and print your</p>	<p><u>Writing Prompt for the Week:</u> A friend comes to visit you in town for the first time. Where would you take your friend?</p> <p>Read your story to someone at your house, a pet, a stuffed animal or</p>

Kindergarten

<p>Narrative When we tell a story, we:</p> <ul style="list-style-type: none"> • Tell, draw, and write a whole story. • Have a page for the beginning, middle, and end. • Include who was there, what they did, and how they felt. <p><u>Writing Paper</u></p> <p><u>Kindergarten Word Wall</u></p> <p><u>Alphabet Chart</u></p>		<p>the week. The chart to the left includes some important things that we look for when writing a true story.</p> <p>Make sure to:</p> <ul style="list-style-type: none"> • Use finger spaces between your words • Use transition words (first, then, next, last) 	<p>Today, add more details to your writing! Be sure your sentences start with a capital letter and use punctuation. Write about how you felt!</p>	<p>uppercase and lowercase letters correctly!</p> <p><u>Uppercase and Lowercase Letter Formation Chart</u></p> <p>If you can add more pages to your story, give it a title and a cover page!</p>	<p>just to yourself in the mirror. Or send your teacher a picture or video of you reading!</p>
<p>Reading</p>		<p><u>Have Fun Teaching Alphabet Song</u></p> <p><u>Cotton Swab Letter Painting</u></p>	<p><u>Nonsense Rhyming</u></p> <p>Adult says the category. Adult says the nonsense words, and the child repeats the nonsense word and says, "Not</p>	<p><u>Sight Word Game</u></p> <p>Write your sight words on flashcards. Write "BAM" on 4 cards. Turn the cards upside down and mix them up.</p>	<p><u>Write the Sounds</u></p> <p>Try to say all the sounds you hear in these words and write them!</p> <p>net, bag, bed, pig, rug (pictures here)</p>

Kindergarten



Adult can write the uppercase and lowercase letters or use the template from the [Upper & Lowercase Memory game](#).

Then have child use a cotton swab with paint to trace the letters. They can dot the letters or use strokes.

You can refer to the [Uppercase and Lowercase Letter Formation Chart](#)

(nonsense word, (real rhyming word)!"

Ex. Adult: The animal is zish.
 Child: Not zish, fish!

Category Food:
 sheese (cheese)

fanana (banana)

pot pog (hot dog)


feggs (eggs)

trench tries (french fries)

megetables (vegetables)

mizza (pizza)

Player 1 picks a card and reads the sight word. If they read it correctly, they collect it. If they cannot read it correctly, they return it to the pile. If a BAM card is chosen, the player that choose the card must give all their collected cards to their opponent. Players take turns until all the cards are collected. The player with the most cards is the winner.



Kindergarten

**Cotton Swab
Letter Painting**
activity for preschoolers



Making Words

Make a list of as many words as you can using the letters below.

e t s n i p a r


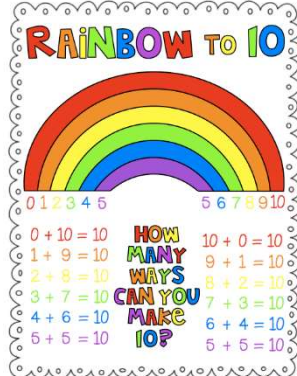
Write the letters on little pieces of paper, so you can make your words.



Kindergarten



<p>Mathematics</p>		<p><u>Listen to a Teen Numbers Song Here!</u></p> <p>Then play the Finger Freeze Game Show 10 on your fingers, then show 11 by saying, '11 is 10 and 1' while showing 10 fingers then 1 more finger. Repeat for 12-20: 12 is 10 and 2 13 is 10 and 3 14 is 10 and 4 15 is 10 and 5 16 is 10 and 6 17 is 10 and 7 18 is 10 and 8 19 is 10 and 9 20 is 10 and 10</p> <p>Check the Bonus Math Activities for</p>	<p><u>Add & Subtract Game</u></p> <p>Play an adding and subtracting game. Roll a die (if you don't have dice, you can use small pieces of paper and write numbers 1-6 and pick them from a cup). Move that number of spaces. Find the answer (you can use manipulatives). You can make your own board, or you can use this template</p> <p><u>Add and Subtract Template</u></p>	<p><u>Rainbow partners of 10</u></p> <p>Find all the partners of 10. Write each partner in a different color</p> <p>0+10 1+9 2+8 3+7 4+6 5+5</p> <p>Then switch the partners around.</p> <p>5+5 6+4 7+3 8+2 9+1 10+0</p> <p>Try to make a rainbow by</p>	<p><u>Counting to 100</u></p> <p>Find a small object that you have a lot of. (Ex: Legos, coins, cereal) Put them in a long line of 100 as you count by ones. Now take those same objects and put them in sets of 10. Now count by 10's to 100!</p>
---------------------------	--	--	--	---	--

Kindergarten

		more practice with teen numbers!	 <p>ADD & SUBTRACT <i>fluency within 5</i></p> <p>FREE! color + black & white</p>	<p>connecting the partners.</p>  <p>RAINBOW TO 10</p> <p>0 + 10 = 10 10 + 0 = 10 1 + 9 = 10 9 + 1 = 10 2 + 8 = 10 8 + 2 = 10 3 + 7 = 10 7 + 3 = 10 4 + 6 = 10 6 + 4 = 10 5 + 5 = 10 5 + 5 = 10</p> <p>HOW MANY WAYS CAN YOU MAKE 10?</p>	
MAPEL		<u><i>Music, Art, Physical Education & Library At-Home Learning</i></u>	<u><i>Music, Art, Physical Education & Library At-Home Learning</i></u>	<u><i>Music, Art, Physical Education & Library At-Home Learning</i></u>	<u><i>Music, Art, Physical Education & Library At-Home Learning</i></u>

BONUS ACTIVITIES

Kindergarten

Reading/Writing	Mathematics	Connections to Science and Social Studies	Health & Social/Emotional Learning
<p>Read or listen to someone read for 10-15 minutes each day. Pick one of these ideas as a fun way to read this week!</p> <ul style="list-style-type: none"> *Read on the grass *Read with a stuffed animal *Read with a funny voice *Read under an outside fort *Read in a hammock <p>Choose a book from home to read or go to:</p> <p>Scholastic Storyline Online Wide Open School Tumblebooks Sora</p> <p><u>Story Time</u></p>	<p>Challenge 16 (attached with this email)</p> <p>Count to 100 by filling in the missing numbers in the 100 chart</p> <p>Fill in the Missing Numbers</p> <p>Or you can make your own.</p>	<p><u>Science</u> Lava Lamp Experiment</p>  <p>Supplies Needed: Vegetable Oil Water Food Coloring Original Alka Seltzer Tablets</p> <p>To begin, color about 1/2 cup of water with food coloring. Take the Alka Seltzer tablets and break them into 2 or 3 pieces. Place them in a small cup or container. Fill a glass about 3/4 full with vegetable oil. Then pour in the colored water until the liquid in the cup is about 1-2 inches from</p>	<p>The Monthly Character Trait at Sam Davey Elementary School for the month of May is MINDFULNESS</p> <p>May Mindfulness Calendar</p> <p>May Mindfulness Games for the Family</p> 

Kindergarten

Enjoy listening to the story

[My Think-a-ma-Jink](#)

Retell this story to someone in your family. It could be a parent, sibling, pet, or stuffed animal. Don't forget to tell it in the order it happened (beginning, middle, end)!

the top. You don't want it to overflow! Adult adds a piece of an Alka Seltzer tablet to the cup and the children have fun watching what happens!

To learn more about Volcanoes visit the Science page on Pebble Go

[Sam Davey Library Resource Page](#)

To get there go to:
Earth and Space Sciences,
then, Earth Science, then
Earth in Action and finally
Volcanoes

[Social Studies](#)

Visit the Social Studies on the Wide Open School website and explore pages such as Scholastic, Time for Kids, PBS & Noggin!
Click here:

<https://wideopenschool.org/>

[Mindfulness for Kids Video](#)



Develops low level vestibular, visual skills and proprioception. This activity helps the body understand how to be still.