

## At-Home Learning Check List

WEEK OF 5/11 - 5/15

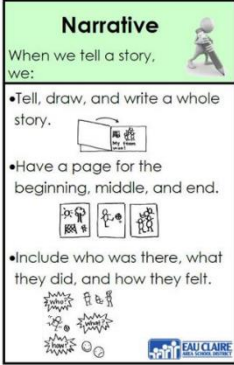
### Kindergarten

Dear Sam Davey Kindergarten Families,

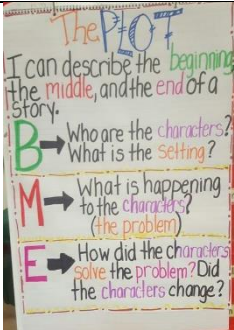
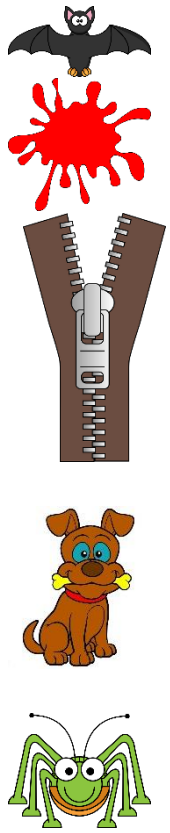
Below are this week's At-Home Learning activities for your kindergarten student. As a district we have recommended that our kindergarten children engage in purposeful play throughout their day embedded with short reading/writing, math and MAPE (music, art and physical education) activities. If you find that you are looking for additional activities for your child or related resources, page two provides Bonus Activities that you may find useful. If you have any questions, please reach out to your child's teacher, Mrs. Neuser - [sneuser@ecasd.us](mailto:sneuser@ecasd.us), Ms. Blume - [ablume@ecasd.us](mailto:ablume@ecasd.us), or Mrs. Christianson - [kchristianson@ecasd.us](mailto:kchristianson@ecasd.us). ~ We thank you for your collaboration and support!

Subject	Monday 5/11	Tuesday 5/12	Wednesday 5/13	Thursday 5/14	Friday 5/15
<b>Writing</b>	<p><u>Writing Prompt for the Week:</u> Tell about a time you played outside (home, school, park, etc.)</p> <p>Use the prompt above to write a true story. This is a story your child will be working on for the week. The chart to the left includes some</p>	<p><u>Writing Prompt for the Week:</u> Tell about a time you played outside (home, school, park, etc.)</p> <p><i>"When you think you're done, you've only just begun! Add more details!"</i></p>	<p><u>Writing Prompt for the Week:</u> Tell about a time you played outside (home, school, park, etc.)</p> <p>Keep working on the same story by adding labels to your pictures and print your uppercase and</p>	<p><u>Writing Prompt for the Week:</u> Tell about a time you played outside (home, school, park, etc.)</p> <p>Add more pages to your story, give it a title and a cover page!</p>	<p><u>Writing Prompt for the Week:</u> Tell about a time you played outside (home, school, park, etc.)</p> <p>Read your story to someone at your house, a pet, a stuffed animal or just to yourself in the mirror. Or send your teacher a picture</p>

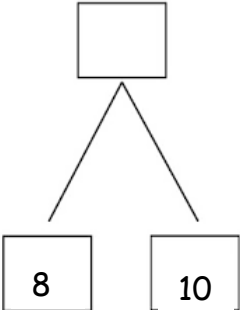
**Kindergarten**

<p><b>Narrative</b>          When we tell a story, we:</p>  <ul style="list-style-type: none"> <li>• Tell, draw, and write a whole story.</li> <li>• Have a page for the beginning, middle, and end.</li> <li>• Include who was there, what they did, and how they felt.</li> </ul> <p><a href="#">Writing Paper</a></p> <p><a href="#">Kindergarten Word Wall</a></p> <p><a href="#">Alphabet Chart</a></p>	<p>important things that we look for when writing a true story.</p> <p>Make sure to:</p> <ul style="list-style-type: none"> <li>• Use finger spaces between your words</li> <li>• Use transition words (first, then, next, last)</li> </ul>	<p>Today, add more details to your writing! Be sure your sentences start with a capital letter and use punctuation. Write about how you felt!</p>	<p>lowercase letters correctly!</p> <p><a href="#">Uppercase and Lowercase Letter Formation Chart</a></p>		<p>or video of you reading!</p>
<p><b>Reading</b></p>	<p><u>Story Time</u>          Enjoy listening to the story  <i>The Tale of Peter Rabbit</i>  <a href="https://www.storylineonline.net/books/peter-rabbit/">https://www.storylineonline.net/books/peter-rabbit/</a></p>	<p><u>Circle the Vowels</u>          Circle the vowels in these words:</p> <p>dog          cup          sit          can          fish          hop</p>	<p><u>Rhyming Words</u>          Say three words and tell which one does not rhyme</p> <p>cat, pen, rat          dog, jog, fin          gum, jet, hum          zip, dad, mad</p>	<p><u>Magic Sight Words</u>          Have a grown up write our sight words with a WHITE crayon. Then color over the words with a marker to make</p>	<p><u>Write the Sounds</u>          Try to say all the sounds you hear in these words and write them!          bat, red, zip, dog, bug          (pictures here)</p>

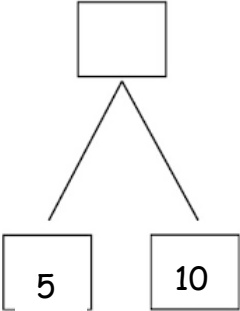

**Kindergarten**

	<p>Retell this story to someone in your family. It could be a parent, sibling, pet, or stuffed animal. Don't forget to tell it in the order it happened (beginning, middle, end)!</p>	<p>mop pin jet net cat yet frog sun hug</p> <p><u><a href="#">Old MacDonald Had Some Vowels Song</a></u></p>	<p>play, stay, sad cow, will, now late, wish, dish</p> <p><u>Rhyming Nonsense Words</u></p> <p>Say the category. Adult says the nonsense word and the child will repeat the nonsense word and say "Not (nonsense word), it's (real rhyming word)!"</p> <p>Example: Adult: The number is zine. Child: Not zine, it's nine!</p> <p>Category: Things We Eat</p> <p>bapple (apple) mookie (cookie)</p>	<p>them magically appear!</p> <p><u><a href="#">Kindergarten &amp; First Grade Sight Word List</a></u></p>	
---	---	--	--	--	--

**Kindergarten**


			voup (soup) goast (toast) coatmeal (oatmeal) nupcake (cupcake) bopcorn (popcorn)		
<b>Mathematics</b>	<u>Identify these Numbers</u>  <b>3</b> <b>12</b>  <b>7</b>  <b>14</b> <b>5</b>  <b>19</b>	<u>Tiny Tumblers for Teen Numbers</u> Use math mountains to draw tiny tumblers. Write the teen number at the top. 	<u>Addition Time!</u> Take a baggie and draw line down the middle with a permanent marker. Add any manipulative you have (coins, cereal, erasers, etc.) Add 6 things to the bag. Move the things around and write a number sentence. Be sure to stress that the equal sign means the same as and can be on either side of the equation.	<u>Partners of 10</u> Write all the partners of 10 in different colors  $1+9=10$ $2+8=10$ $3+7=10$ $4+6=10$ $5+5=10$ $6+4=10$ $7+3=10$ $8+2=10$ $1+9=10$  *For an added challenge, find partners of 2 through 10	<u>Counting On</u> Start counting from these given numbers and see how high you can go!  29 47 53 76 89

**Kindergarten**

	<p>0      17</p> <p>2</p> <p>18      11</p>		<p>*For an added challenge try adding another number of items to your baggie and write the number sentence (ex: 8)</p>  <p><math>2 + 4 = 6</math></p>		
<p><b>MAPEL</b></p>	<p><a href="#"><u>Music, Art, Physical Education &amp; Library At-Home Learning</u></a></p>	<p><a href="#"><u>Music, Art, Physical Education &amp; Library At-Home Learning</u></a></p>	<p><a href="#"><u>Music, Art, Physical Education &amp; Library At-Home Learning</u></a></p>	<p><a href="#"><u>Music, Art, Physical Education &amp; Library At-Home Learning</u></a></p>	<p><a href="#"><u>Music, Art, Physical Education &amp; Library At-Home Learning</u></a></p>

**Kindergarten**

**BONUS ACTIVITIES**

Reading/Writing	Mathematics	Connections to Science and Social Studies	Health & Social/Emotional Learning
<p>Read or listen to someone read for 10-15 minutes each day. Pick one of these ideas as a fun way to read this week!</p> <ul style="list-style-type: none"> <li>*Read a non-fiction book</li> <li>*Read out loud</li> <li>*Read by the window</li> <li>*Read on your couch</li> <li>*Read outside</li> </ul> <p>Choose a book from home to read or go to:</p> <p style="text-align: center;"><a href="#"><u>Scholastic</u></a></p> <p style="text-align: center;"><a href="#"><u>Storyline Online</u></a></p> <p style="text-align: center;"><a href="#"><u>Wide Open School</u></a></p>	<p style="text-align: center;"><a href="#"><u>To learn more about 3D Shapes, visit Pebble Go on the Sam Davey Library Resources page!</u></a></p> <p style="text-align: center;"><a href="#"><u>Play MATH GAMES on STARFALL</u></a></p> <p style="text-align: center;">Unit 4 Challenge 8 (Attached with this email)</p>	<p style="text-align: center;"><a href="#"><u>To learn how to make Fluffy Slime, click here for Science on the Wide Open School webpage</u></a></p> <p style="text-align: center;">Keep practicing your personal information: name, birthday, phone, address, family</p> <p style="text-align: center;">Virtual Field Trips</p> <p style="text-align: center;"><a href="#"><u>Monterey Bay Aquarium</u></a></p> <p style="text-align: center;"><a href="#"><u>San Diego Zoo</u></a></p> <p style="text-align: center;"><a href="#"><u>National Parks</u></a></p>	<p>The Monthly Character Trait at Sam Davey Elementary School for the month of May is MINDFULNESS</p> <p style="text-align: center;"><a href="#"><u>May Mindfulness Calendar</u></a></p> <p style="text-align: center;"><a href="#"><u>May Mindfulness Games for the Family</u></a></p> <div style="text-align: center;">  <p><b>BREATHE IN</b> Pretend you are smelling a flower.</p> <p><b>BREATHE OUT</b> Pretend you are blowing a leaf.</p> </div>

**Kindergarten**

[Tumblebooks](#)

[Sora](#)



Checkout eBooks and audiobooks from Sora  
Download the app on any mobile device or access on the web at

[www.soraapp.com](http://www.soraapp.com)

Username: Student ID number

Password: Lunch PIN

[K-2 Sora Tutorial Video with Mrs. Brostrom](#)

[Sounds are Fun Book](#)


[Click here to print:](#)

Popcorn- hold for 5 seconds do this 3 times. Work your way up to holding it for 20 seconds



**Kindergarten**

Color the Rhyme



--	--	--	--