

At-Home Learning Check List

WEEK OF 5/4 - 5/8


Kindergarten

Dear Sam Davey Kindergarten Families,




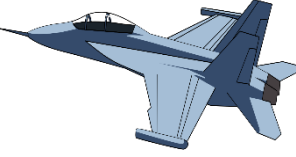
Below are this week's At-Home Learning activities for your kindergarten student. As a district we have recommended that our kindergarten children engage in purposeful play throughout their day embedded with short reading/writing, math and MAPE (music, art and physical education) activities. If you find that you are looking for additional activities for your child or related resources, page two provides Bonus Activities that you may find useful. If you have any questions, please reach out to your child's teacher, Mrs. Neuser - sneuser@ecasd.us, Ms. Blume - ablume@ecasd.us, or Mrs. Christianson - kchristianson@ecasd.us. ~ We thank you for your collaboration and support!

Subject	Monday 5/4	Tuesday 5/5	Wednesday 5/6	Thursday 5/7	Friday 5/8
Writing	<p><u>Writing Prompt for the Week:</u> Write about something that we did in kindergarten! You could write about our field trip to the Children's Museum, our 100th Day Celebration, or one of our classroom celebrations! Use the prompt above to write a true story. This is a story your child will be</p>	<p><u>Writing Prompt for the Week:</u> Write about something that we did in kindergarten! You could write about our field trip to the Children's Museum, our 100th Day Celebration, or one of our classroom celebrations!</p> <p><i>"When you think you're done, you've</i></p>	<p><u>Writing Prompt for the Week:</u> Write about something that we did in kindergarten! You could write about our field trip to the Children's Museum, our 100th Day Celebration, or one of our classroom celebrations!</p> <p>Keep working on the same story by adding labels to your</p>	<p><u>Writing Prompt for the Week:</u> Write about something that we did in kindergarten! You could write about our field trip to the Children's Museum, our 100th Day Celebration, or one of our classroom celebrations!</p> <p>Add more pages to your story, give it a</p>	<p>Read your story to someone at your house, a pet, a stuffed animal or just to yourself in the mirror. Or send your teacher a picture or video of you reading!</p>


Kindergarten

<p>Narrative</p> <p>When we tell a story, we:</p> <ul style="list-style-type: none"> Tell, draw, and write a whole story. Have a page for the beginning, middle, and end. Include who was there, what they did, and how they felt. <p>Writing Paper</p> <p>Kindergarten Word Wall</p>	<p>working on for the week. The chart to the left includes some important things that we look for when writing a true story.</p> <p>Make sure to:</p> <ul style="list-style-type: none"> Use finger spaces between your words Use transition words (first, then, next, last) 	<p><i>only just begun! Add more details!"</i></p> <p>Today, add more details to your writing! Be sure your sentences start with a capital letter and use punctuation.</p> <p>Write about how you felt!</p>	<p>pictures and print your uppercase and lowercase letters correctly!</p> <p>Uppercase and Lowercase Letter Formation Chart</p>	<p>title and a cover page!</p>	
<p>Reading</p>	<p><u>Story Time</u></p> <p>Enjoy listening to the story</p> <p><i>The Rainbow Fish</i></p> <p>https://www.storylineonline.net/books/the-rainbow-fish/</p> <p>Retell this story to someone in your family. It could be a parent, sibling,</p>	<p><u>CVC Words</u></p> <p>Sound out each picture. Each word has three letters/sounds</p> <p>(tub, bib, cat, log, jet)</p> 	<p><u>Letter Practice</u></p> <p>Practice your letter writing by making two cards for 5th grade students at Sam Davey wishing them well in Middle School.</p> <p>Once you have completed your</p>	<p><u>Missing Letter</u></p> <p>Fill in the missing letters to make the sight word.</p> <p>t_e pu_ _ai_ __om c_m_</p>	<p><u>Beginning Sounds Game</u></p> <p>Adult says the word. Child repeats the word and tells the beginning sound.</p> <p>bump /b/ neck /n/ gum /g/ very /v/ lost /l/</p> <p><u>Ending Sounds Game</u></p> <p>Adult says the word. Child repeats the</p>

Kindergarten

	<p>pet, or stuffed animal. Don't forget to tell it in the order it happened (beginning, middle, end)!</p>	    <p>Highlight the vowels (a, e, i, o, u) in each word you sounded out with a</p>	<p>card you can mail it to Sam Davey.</p> <p>Sam Davey Elementary 3000 Starr Avenue Eau Claire, WI 54703</p> <p>**For an added challenge you are invited to make more than two cards**</p> <p>Our goal is to collect at least 54 cards, so each 5th grader receives one.</p>	<p>For an added challenge, try these words!</p> <p>l_k_ _er_ p_a_ y_u _oo_ s_e f_r</p>	<p>word and tells the ending sound.</p> <p>bus /s/ hid /d/ rag /g/ let /t/ hug /g/</p>
--	---	--	--	--	--

Kindergarten

		<p>marker or a crayon.</p> <p><u>Jack Hartmann's</u> <u>Vowel Sounds</u> <u>Workout</u></p>																							
Mathematics	<p><u>Number Identification</u> See if you can make numbers 0-20 out of something at home. You can use items such as Legos, playdough, cereal, shaving cream, sugar or noodles!</p>	<p><u>Teen Numbers</u> (Use ten frames to make teen numbers, then write the equation to match!)</p> <p>15</p>  <p>$10 + 5 = 15$ $15 = 10 + 5$</p>	<p><u>Add and Subtract within 5</u></p> <table border="1"> <tr><td>1+3=</td><td>5-4=</td></tr> <tr><td>4+0=</td><td>3-2=</td></tr> <tr><td>1+1=</td><td>4-1=</td></tr> <tr><td>0+2=</td><td>5-0=</td></tr> <tr><td>3+2=</td><td>3-1=</td></tr> <tr><td>5+0=</td><td>2-0=</td></tr> <tr><td>2+1=</td><td>4-0=</td></tr> <tr><td>4+1=</td><td>0-0=</td></tr> <tr><td>0+0=</td><td>4-2=</td></tr> <tr><td>3+0=</td><td>2-1=</td></tr> </table> <p>You can use your fingers or objects from home to help you solve the problems.</p>	1+3=	5-4=	4+0=	3-2=	1+1=	4-1=	0+2=	5-0=	3+2=	3-1=	5+0=	2-0=	2+1=	4-0=	4+1=	0-0=	0+0=	4-2=	3+0=	2-1=	<p><u>Number Partners</u> Find the all the partners for 7 Put 7 small objects in a row. Use a pencil as a break-away stick to break up the objects into two groups. Move the pencil to different spots to find all the partners of 7. Write the partners.</p> <p>Ex: $2 + 5 = 7$ and $5 + 2 = 7$</p>	<p><u>Count to 100</u> Go for a walk and count your steps. See if you can count to 100. Next, try it again but do use baby and giant steps when you count.</p> <p>For an added challenge, try counting by 10's to 100 doing a different movement for each time. (Ex: jumping jacks, hop on one foot, frog jump, etc.)</p>
1+3=	5-4=																								
4+0=	3-2=																								
1+1=	4-1=																								
0+2=	5-0=																								
3+2=	3-1=																								
5+0=	2-0=																								
2+1=	4-0=																								
4+1=	0-0=																								
0+0=	4-2=																								
3+0=	2-1=																								

Kindergarten

		You can draw your own Ten Frames or print this one: <u>Printable Ten Frame</u>	For an added challenge write the equations.		
MAPEL	<u>Music, Art, Physical Education & Library At-Home Learning</u>	<u>Music, Art, Physical Education & Library At-Home Learning</u>	<u>Music, Art, Physical Education & Library At-Home Learning</u>	<u>Music, Art, Physical Education & Library At-Home Learning</u>	<u>Music, Art, Physical Education & Library At-Home Learning</u>

BONUS ACTIVITIES

Reading/Writing	Mathematics	Connections to Science and Social Studies	Health & Social/Emotional Learning
<p>Read or listen to someone read for 10-15 minutes each day. Pick one of these ideas as a fun way to read this week!</p> <ul style="list-style-type: none"> *Read with a hat on *Read in the grass *Read in your bed *Read with a flashlight *Read in your pajamas 	<p>Click here for a fun song about 3D Shapes! <u>3D Shapes I Know</u></p> <p>Practice writing numbers 11-20 first with a pencil and then trace them 3 times using a different color each time. You can use crayons, markers or</p>	<p><u>Ooblek Recipe</u></p> <p>Mix 2 cups of cornstarch to 1 cup of water into a bowl. Mix the cornstarch and water until your Oobleck is formed.</p> <p>Tip: If you would like to color your Oobleck, add your food coloring to your</p>	<p><u>Mindfulness for Kids-The Listening Activity</u></p>

Kindergarten

Choose a book from home to read or go to:

[Scholastic](#)

[Storyline Online](#)

[Wide Open School](#)

[Tumblebooks](#)

[Sora](#)

(Your child can now log in to Sora using his/her Student ID number for the username and his/her lunch pin for the password. If you are unsure of your child's lunch pin, you can call Jean D at 715-852-3201)

[Digraph Sort](#)

(th, sh, ch, wh)

colored pencils. Make sure your numbers are all going the correct way and you are writing them in the correct order.

[Number Formation Chart](#)

Math Challenge 7
(attached with this email)

water and then mix with the cornstarch.

Pick up the Oobleck with your hands and form a ball. Then let go of the ball and watch it melt into your hands like magic!

-Keep practicing your personal information: name, birthday, phone, address, family

-Practice tying your shoes independently



Develops cross pattern movement and integrates both sides of the brain. Crossing the midline is important for reading and writing.

[Sam Davey Social & Emotional Learning Website](#)

The monthly character trait at Sam Davey for the month of April is Honesty. You can help your child learn about the theme of honesty by reading about it, talking about it and practicing it.

[Click here for song!](#)

Kindergarten

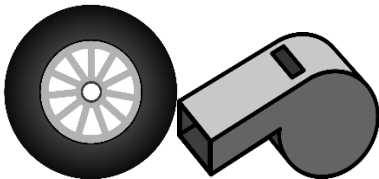

What digraph do you hear
in each of these words?

thumb, earth

sheep, fish

cheese, couch

wheel, whistle



Have Fun Teaching Truth
(Honesty) Song

SAM DAVEY



At-Home Learning Check List

WEEK OF 5/4 - 5/8

Kindergarten

--	--	--	--