






# Flynn At Home Learning



Week Of: 4/20 through 4/24

Mrs. S. [dschretenthaler@ecasd.us](mailto:dschretenthaler@ecasd.us) Mrs. Hutchins [chutchins@ecasd.us](mailto:chutchins@ecasd.us) Mrs. Kappus [tkappus@ecasd.us](mailto:tkappus@ecasd.us)

Day of the Week	ELA/Writing/Reading/Word Work	Math	MAPE- Art, Physical Education, Music
<b>Monday</b>	Writing: Earth day is this week. Draw a picture of how you can take care of the Earth (reuse, reduce, recycle). and write about in your journal.	Find your crayons. Count them. How many do have? Count to 100 with Jack Hartmann using the link in the Additional Learning below.	Celebrate Earth Day this week. Create an instrument from trash/recycling items in your home. Use your imagination or use on of the ideas on this website <a href="https://feltmagnet.com/crafts/Music-Instruments-for-Kids-to-Make">https://feltmagnet.com/crafts/Music-Instruments-for-Kids-to-Make</a> Upload a photo to <a href="https://www.artsonia.com/">Artsonia</a> !
<b>Tuesday</b>	 What sound do these pictures begin with? Can you find things at your house that begin with this letter/sound?	Using your crayons, see how many partners you can make for the numbers 5, 6, and 7.	<b>PE: Get outside for fresh air and physical activity/movement as often as you can!</b>
<b>Wednesday</b>	 Stretch and write the sounds you hear in these pictures. Can you write 3 more -at family words?	With your crayons, make a 10 group, and then add: 1 – How many do you have? $10+1=$ 2 – How many do you have? $10+2=$ 3 – How many do you have? $10+3=$ 4 – How many do you have? $10+4=$ 5 – How many do you have? $10+5=$	<b>PE:</b> <b>Activity:</b> Body Spell <b>Skills:</b> Body awareness and flexibility <b>How to play:</b> Sit or lay down on the ground and use your body to spell out your name! Take one letter at a time and see if you can twist and turn your body into each letter. When you have spelled your name, try these too: I AM SOMEBODY I AM STRONG I AM BRAVE
<b>Thursday</b>	On your dry erase board, write the uppercase and lowercase letters of the alphabet.	Write numbers 1, 2, 3, 4, 5, 6, 7, 8, 9, 10. Which number is the hardest to write? Write that number 5 more times.	<b>**Bonus Activity:</b> Underhand Toss into a laundry basket. If you don't have a ball create on by rolling up 2 pairs of

			 <p>socks. Toss the ball underhand to a basket 10 x's</p>
<b>Friday</b>	<p>Write these sight words (popcorn words) on your dry erase board.</p> <p><a href="#">Word Wall Grid</a></p> <p>a are as come do</p>	<p>Do the following story problems:</p> <p>I have 3 crayons and I get 4 more crayons. How many crayons do I have in all?</p> <p>I have 8 crayons. I give 5 crayons to my dog. How many crayons do I have left?</p>	<p><b>Art: LINE!</b></p> <p>Choose a project from the included directions at the end of the calendar. The same information can be found in PDF form on the <a href="#">MAPE tab of the Flynn At-Home Learning</a> page—all the links should work from there!</p> <p><b><i>You can upload a photo of your work to <a href="#">Artsonia!</a></i></b></p> <p>Ms. Kurtz ;-)</p>

**Additional Learning Opportunities**

<b>Math</b>	<b>Reading/Writing</b>	<b>Science/Social Studies</b>	<b>Art-Music-Physical Education</b>
<p><a href="#">Count to 100</a></p>	<p>Read 10 minutes a day.</p> <p>Students can read independently, aloud to an adult, or back and forth with a sibling.</p>	<p><a href="#">What is Earth day video</a></p>	<p>MAPE: Additional bonus materials for Music, Art and Phy Ed can be found on Flynn's At Home Learning page. To get there, click link or enter the address below. Remember to check back periodically to see if new activities have been added.</p> <p><a href="https://www.ecasd.us/Flynn-Elementary/Academics/At-Home-Learning/M-A-PE">https://www.ecasd.us/Flynn-Elementary/Academics/At-Home-Learning/M-A-PE</a></p> <p>Thank you!</p> <p>Ms. Kurtz - Art (<a href="mailto:rkurtz@ecasd.us">rkurtz@ecasd.us</a>)</p> <p>Mrs. Ahrens - Music (<a href="mailto:eahrens@ecasd.us">eahrens@ecasd.us</a>)</p> <p>Mrs. Rubeck - PE (<a href="mailto:crubeck@ecasd.us">crubeck@ecasd.us</a>)</p>

# At-Home Art for Flynn Flyers

Choose from the options below (one or both) to explore LINE. I would love to see what you have made! Upload a photo to [Artsonia](https://www.artsonia.com) using school code: ZBMZ-TMYX!

Week of April 20, 2020

## LINE: a dot that went for a walk [Line Song](#) by Scratch Garden.

**Remember:** Try uploading your photo to [Artsonia](https://www.artsonia.com) first. Write an Artist Statement about how you made it! I can comment too. If you can't make it work, you may always email me! I'd love to hear from you.

### ART CHOICE #1: Alphabet Quilt

1. On a sheet of paper divide your space into 26 sections to fit each letter of the alphabet. **TIP:** Notice row two has six letters!
2. Using materials you have at home (markers, crayons, watercolor) draw one letter in one section to fill in the alphabet.
3. Notice how the background of each section is a different color than the letter. Using the same materials or another material, color/paint in the area surrounding each letter. (This example was made with oil pastel for the lettering and watercolor for the background.)



### Inspiration Artist Jasper Johns



Visit the [Art Institute of Chicago](https://www.artinstituteofchicago.org) to see how other artists use line like Jasper Johns!



### ART CHOICE #2: Inspirational Quote

1. Search online, in a book, around your house for a quote with meaning for you.
2. Then on a sheet of paper (can be junk mail or a cereal box!) divide the space

