




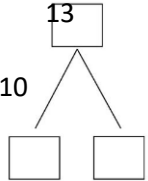



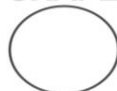

# Flynn At Home Learning



Week Of: 5/4 through 5/8

Mrs. S. [dschretenthaler@ecasd.us](mailto:dschretenthaler@ecasd.us) Mrs. Hutchins [hutchins@ecasd.us](mailto:hutchins@ecasd.us) Mrs. Kappus [tkappus@ecasd.us](mailto:tkappus@ecasd.us)

Day of the Week	ELA/Writing/Reading/Word Work	Math	MAPE- Art, Physical Education, Music
<b>Monday</b>	<p><a href="#">Learn about Trees</a></p> <p>Find a tree near your house. Does it have buds on it? What color will the leaves be? Draw a picture and write about it in your notebook.</p>	<p><a href="#">Crickets who count</a></p> <p>Listen for a cricket outside. How many chirps can you count? How many legs does a cricket have?</p> 	<p>Classical Kids Music Lesson: A Quiet Place</p> <p>Visit the following website  <a href="https://www.classicalmpr.org/story/2020/04/04/classical-kids-music-lessons-a-quiet-place">https://www.classicalmpr.org/story/2020/04/04/classical-kids-music-lessons-a-quiet-place</a></p> <p>Our world has been shaken. Let's take a step back and calm our minds. Find a comfortable spot, shut your eyes, breath slowly and play some calming music.</p>
<b>Tuesday</b>	<p>What sound do these pictures begin with? Can you find things at your house that begin with this letter/sound?</p> 	<p>Fill in the missing partners</p> $3 + \underline{\quad} = 6$ $\underline{\quad} + 5 = 6$ $4 + \underline{\quad} = 6$ <p>Bonus: Can you switch the partners?</p>	
<b>Wednesday</b>	<p>Stretch and write the sounds you hear in these pictures. Can you write 3 or more _et family words?</p> 	<p>Use your dry erase board to make Math mountains for teen numbers.</p> 	<p>Activity: <b>Toss and Catch</b></p> <p>How to play: Create a sock ball or use a stuffed animal. Toss 10 times with 2 hands just a little higher than your head and catch. Now add some challenges: clap, touch head, one hand, juggle. Have a sibling/parent toss to you.</p> <p><b>Bonus Activity:</b> Practice your locomotor skills by clicking <a href="#">HERE</a> or play tag outside.</p>
<b>Thursday</b>	<p>Write this sentence correctly on your dry erase board. First letter capital, then lowercase. What end mark will you add? ! .</p> <p>i like to play outside</p> <p><a href="#">Letter Formation</a></p>	<p><a href="#">Caterpillar counting</a></p> <p>Look at the caterpillar, fill in the missing numbers on your dry erase board. Bonus:</p>	

		<p>use circles to draw a caterpillar and write your numbers.</p> 	
<b>Friday</b>	<p>Write these sight words (popcorn words) on your dry erase board.</p> <p><a href="#">Word Wall Grid</a></p> <p>is like look my *remember these should all be lowercase letters</p>	<p><b>Word Problems</b> <i>On your dry erase board draw and write the equations.</i></p> <p>Jim caught 3 fish on Friday. He caught 7 more on Saturday. How many fish did he catch in all?</p> <p>4 butterflies were sitting on a flower. 2 butterflies flew away. How many butterflies are still on the flower?</p>	<p><b>Art: FORM!</b></p> <div style="display: flex; justify-content: space-around; align-items: center;"> <div style="text-align: center;"> <p>SHAPE</p>  <p>Circle</p> </div> <div style="text-align: center;"> <p>FORM</p>  <p>Sphere</p> </div> </div> <p><i>FORMS are objects that take up space (3D) like spheres, pyramids, cubes.</i></p> <p>Choose a project from Elements of Art: FORM (directions included at the end of the calendar). The same information can be found in PDF form on the <a href="#">MAPE tab of the Flynn At-Home Learning</a> page—all the links should work from there!</p> <p style="text-align: right;"><b>Upload a photo of your work to <a href="#">Artsonia!</a></b> Ms. Kurtz ;-)</p>

#### Additional Learning Opportunities

Reading/Writing	Math	Art-Music-Physical Education
<p>Listen to <a href="#">The Kissing Hand</a></p> <p>Read 10 minutes a day. Students can read independently, aloud to an adult, or back and forth with a sibling.</p>	<p><a href="#">Make teen numbers</a></p> <p>Don't forget you can complete pages in your Homework and Remembering book if you have extra time.</p>	<p><b>MAPE: Additional bonus materials for Music, Art and Phy Ed can be found on Flynn's At Home Learning page. To get there, click link or enter the address below. Remember to check back periodically to see if new activities have been added.</b></p> <p><a href="https://www.ecasd.us/Flynn-Elementary/Academics/At-Home-Learning/M-A-PE">https://www.ecasd.us/Flynn-Elementary/Academics/At-Home-Learning/M-A-PE</a></p> <p style="text-align: center;">Thank you!</p> <p style="text-align: center;">Ms. Kurtz - Art (<a href="mailto:rkurtz@ecasd.us">rkurtz@ecasd.us</a>) Mrs. Ahrens - Music (<a href="mailto:eahrens@ecasd.us">eahrens@ecasd.us</a>) Mrs. Rubeck - PE (<a href="mailto:crubeck@ecasd.us">crubeck@ecasd.us</a>)</p>
<p>Library Activity - Animal Research</p> <p>Use Mrs. Steltz's research packet on the At-Home Learning page and <a href="#">PebbleGo</a> to</p>	<p>Bonus: <a href="#">Eagle Cam</a></p>	

<p>practice finding facts and information about the animals that appear in Bill Martin Jr.'s "<a href="#">Brown Bear, Brown Bear...</a>". PebbleGo is a district supported research database for students. Find it on the "<a href="#">Research Websites for Students</a>" tab of the <a href="#">Flynn Library Website</a>.</p>		
--	--	--