






Flynn At Home Learning



Week Of: 5/25 through 5/29

Mrs. S. dschretenthaler@ecasd.us Mrs. Hutchins hutchins@ecasd.us Mrs. Kappus tkappus@ecasd.us

Day of the Week	ELA/Writing/Reading/Word Work	Math	MAPE- Art, Physical Education, Music
Monday	No School	No School	
Tuesday	<p>Write a Poem in your notebook or journal with rhyming words.</p> <p>The Worm that wouldn't wiggle</p>  <p>Hat, bat, cat, fat, sat, mat Hit, mit, sit, kit, fit, lit, bit</p>	<p>Practice addition with Uno cards</p> <p>Flip two cards add them together. Use small items to help you count-noodles, beads, small cubes or toys.</p>	<p>Music: Find 4 objects in your house that are one sound when you say the name of the object. Find 4 that are two sounds. Examples of one sound object may be cat, chair or hat. Some examples of two sound objects would be blanket, ipad, TV, or apple. Once you have found 4 of each object, line them up however you choose and clap the way the words sound. You have created a rhythm! Rearrange the objects and try clapping the new rhythm. Continue rearranging until your music time is up.</p>
Wednesday	<p>Stretch and write the sounds you hear in these pictures. Can you write 3 or more __ot family words?</p> 	<p>Practice teen numbers</p> <p>11 12 13 14 15 16 17 18 19 Then 20. Challenge: Can you go on? 21 22 23 24 25 26....</p>	<p>Locomotor Bucket Relay</p> <p>Find a cup and two buckets (one smaller, one larger). Place the smaller bucket 30 steps from the larger bucket and fill the larger bucket with water. Scoop water from the larger bucket with the cup and move to fill the smaller bucket while performing the run, walk, skip, gallop and slide. Click HERE to watch video.</p> <p>Bonus Activity: Practice striking with a bat or with newspaper taped up to create a bat and a sock ball</p>
Thursday	<p>Try your own Alphabet Scavenger Hunt</p> <p>Find things around your house that begin with each letter of the alphabet. This time write them in lowercase.</p>	<p>Name these (flat) shapes:</p> 	

Friday	<p>Write these sight words (popcorn words) on your dry erase board.</p> <p>Word Wall Grid</p> <p>see said the</p>	<p>Story Problems:</p> <p>There are 8 hippos playing in the water. Then 4 hippos left. How many are playing in the water?</p> <p>There were 6 elephants sleeping in the grass. 3 elephants woke up. How many are still sleeping?</p>	<p>ART: TEXTURE</p> <p><i>Texture is how something feels or <u>looks</u> like it feels.</i></p> <p>Choose a project from the options from here Elements of Art: TEXTURE or in the art section of the MAPE tab of the Flynn At-Home Learning page—all the links should work from there!</p> <p><i>Upload a photo of your completed artwork to Artsonia using school code: ZBMZ-TMYX under project name:</i></p> <p>5/25 Elements of Art: TEXTURE</p> <p>Make something amazing! Ms. Kurtz</p>
---------------	---	--	---

BONUSAdditional Learning Opportunities**

Reading/Writing	Math	Art-Music-Physical Education
<p>Read 10 minutes a day. Students can read independently, aloud to an adult, or back and forth with a sibling.</p>	<p>Don't forget you can complete pages in your Homework and Remembering book if you have extra time.</p>	<p>MAPE: Additional bonus materials for Music, Art and Phy Ed can be found on Flynn's At Home Learning page. To get there, click link or enter the address below. Remember to check back periodically to see if new activities have been added.</p> <p>https://www.ecasd.us/Flynn-Elementary/Academics/At-Home-Learning/M-A-PE</p> <p>Thank you!</p> <p>Ms. Kurtz - Art (rkurtz@ecasd.us) Mrs. Ahrens - Music (eahrens@ecasd.us) Mrs. Rubeck - PE (crubeck@ecasd.us)</p>
<p>Check out: Khan Academy Kids app.</p>	<p>Science Best Edible Science Experiments</p>	<p>Social Studies 25 Wonders of the World</p>

At-Home Art for Flynn Flyers

Choose from the options below (one or both) to explore the Element of Art: TEXTURE.

TEXTURE: how an object feels or *looks* like it feels

Week of May 25, 2020

Upload a photo of your completed art to Artsonia under 5/18 Elements of Art: TEXTURE using school code: ZBMZ-TMYX!
I'd love to see what you have made!

Art Choice 1: Nature walk and RUBBINGS

Go outside and FEEL the following items: a rock, sidewalk, leaf, and tree. What words would you use to describe how they feel? Sharp, rough, smooth, soft, hard, bumpy?

1. Place a piece of paper (can be a recycled envelope or newspaper) on top of a leaf.
2. Using the flat side of a crayon, pencil, or marker, rub the tool across the paper where the leaf is hiding underneath. An image of the leaf should appear!
3. Try placing your paper against a tree and rub your crayon on the paper.
4. Try placing your paper on top of the sidewalk and rub your crayon on the paper.
5. Try rubbing your tool across your paper on top of a Lego or spatula from the kitchen or tombstones in the cemetery!



Inspiration Artist

Louise Nevelson



Louise Nevelson was a Russian-American artist who created low-relief sculpture like you see in this picture of her.

BONUS RESOURCES

- Find out more at the Smithsonian about [Louise Nevelson](#).
- Listen to [Scratch Garden's Song about TEXTURE](#).
- Read a book [here](#) about texture!
- Click here to see [Texture words!](#)

BONUS PROJECT IDEA:

Try creating a picture using the textures you find!

