






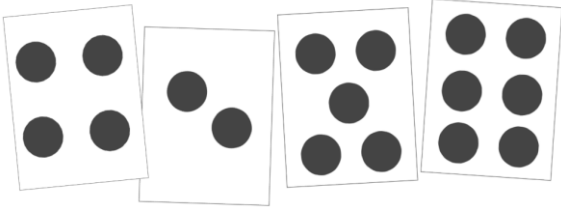

+Flynn At Home Learning



Week Of: 5/18 through 5/22

Mrs. S. dschretenthaler@ecasd.us Mrs. Hutchins chutchins@ecasd.us Mrs. Kappus tkappus@ecasd.us

Day of the Week	ELA/Writing/Reading/Word Work	Math	MAPE- Art, Physical Education, Music
Monday	Squirrel Safari Be nature scientists as you find and observe squirrels. Take a walk with a grown-up. How many squirrels can you find? Together describe what they are doing. What color was it? Where did you see them? Can you draw one in your notebook? 	Making dots: On your dry erase board make 10 dots and write your 1-10 numbers under them. Can you make 10 more? (20) Can you make 10 more? (30) Can you make 10 more? (40) Can you make 10 more? (50) Can you make 10 more? (60) Can you make 10 more? (70) Can you make 10 more? (80) Can you make 10 more? (90) Can you make 10 more? (100) Count by 10's	Music: Go to https://www.youtube.com/watch?v=lyhsTdfEL1E . Grab a box to tap on, a metal can with a spoon to tap it, 2 pieces of cutlery to clang together, and a lid with a wooden spoon. Play along with your found instruments. This is a great activity for the whole family! Switch up the instruments and explore new sounds. If you do not have internet access, use the same materials to create your own song.
Tuesday	What sound do these pictures begin with? Can you find things at your house that begin with this letter/sound? 	Add within 5 $1 + \underline{\quad} = 5$ $2 + \underline{\quad} = 5$ $3 + \underline{\quad} = 5$ $4 + \underline{\quad} = 5$ $5 + \underline{\quad} = 5$	
Wednesday	Stretch and write the sounds you hear in these pictures. Can you write 3 or more <u> </u> it family words? 	On your dry erase board make: 15 dots, erase 5, how many are left? 19 dots, erase 9, how many are left? 14 dots, erase 4, how many are left? 17 dots, erase 7, how many are left?	Practice your locomotor skills of the run, leap, jump, hop by creating "hurdles" to go over. Use stuffed animals or small boxes to create hurdles : Click HERE or Avengers Fitness- train like an Avenger: Click HERE Bonus Activity: Practice kicking into a goal and dribbling like a soccer player.

Thursday	<p>Do an alphabet scavenger hunt in the kitchen! Look on boxes, canned goods, jars—anything with a label. Make it an ongoing challenge by starting with A and going in alphabetical order. Can you find every letter in the alphabet? Write the letter down in order when you find it in uppercase.</p> <p>Letter Formation</p>	<p>Subitize Country style</p> <p>How many in each group?</p> 	<p>ART:</p> <p><i>Value is the lightness or darkness of a color.</i></p> <p><i>Below is a RANGE of VALUE.</i></p>  <p>Value is used to create pretend space in art. Value is what makes objects we draw look “real.”</p> <p>Choose a project from the options from here Elements of Art: VALUE or in the art section of the MAPE tab of the Flynn At-Home Learning page—all the links should work from there!</p> <p>Upload a photo of your work to Artsonia using school code: ZBMZ-TMYX under project name: 5/18 Elements of Art: VALUE</p>
Friday	No school-Teacher professional development and workday	No school-Teacher professional development and workday	

BONUSAdditional Learning Opportunities**

Reading/Writing	Math	Art-Music-Physical Education
<p>Listen to: Snappy The Alligator</p> <p>Read 10 minutes a day. Students can read independently, aloud to an adult, or back and forth with a sibling.</p>	<p>Let's Learn Our Addition Facts</p> <p>Don't forget you can complete pages in your Homework and Remembering book if you have extra time.</p> <p>Bonus: Eagle Cam</p>	<p>MAPE: Additional bonus materials for Music, Art and Phy Ed can be found on Flynn's At Home Learning page. To get there, click link or enter the address below. Remember to check back periodically to see if new activities have been added.</p> <p>https://www.ecasd.us/Flynn-Elementary/Academics/At-Home-Learning/M-A-PE</p> <p>Thank you!</p> <p>Ms. Kurtz - Art (rkurtz@ecasd.us) Mrs. Ahrens - Music (eahrens@ecasd.us) Mrs. Rubeck - PE (crubeck@ecasd.us)</p>

At-Home Art for Flynn Flyers

Choose from the options below (one or both) to explore the Element of Art: VALUE.

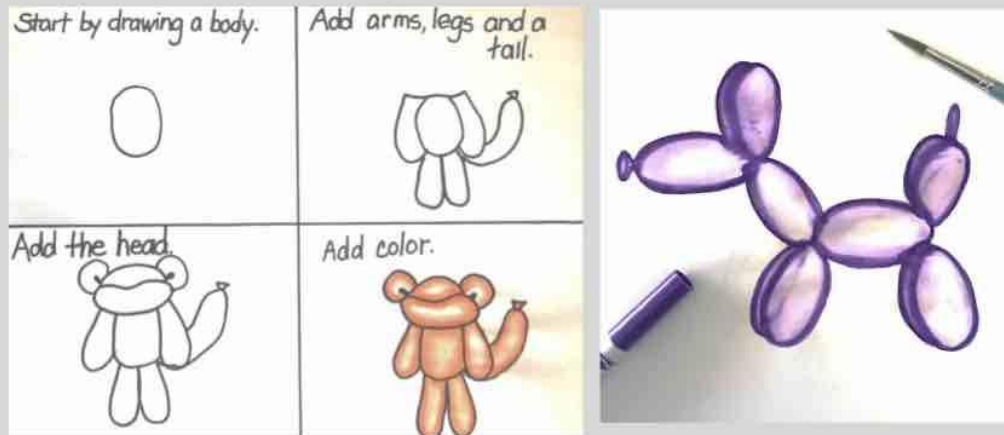
VALUE is the lightness or darkness of a tone or color.

Week of May 18-22, 2020

Upload a photo of your completed art to Artsonia under 5/18 Elements of Art: VALUE using school code: ZBMZ-TMYX!
I'd love to see what you have made!

ART CHOICE #1: Make an image look 3D using VALUE.

1. Draw whatever kind of animal you'd like. (If you want a monkey you can follow the steps outlined below.)
2. Outline your balloon animal with a washable marker.
3. Dip a cotton ball/swab or a paint brush into water and spread the marker ink to create lights and darks of the color.



ART CHOICE #2: Ansel Adams Atmospheric Distance Landscape



1. Draw 3-4 different wavy horizontal lines.
2. Color the **foreground** (bottom section) darkest

Inspiration Artist Ansel Adams



See more Ansel Adams photos at the National Archives!

BONUS RESOURCES

Want to learn more about VALUE? Check out these ideas!

Watch Ansel Adams talk about how he visualizes art.

Listen to Scratch Garden sing a song about value.

