










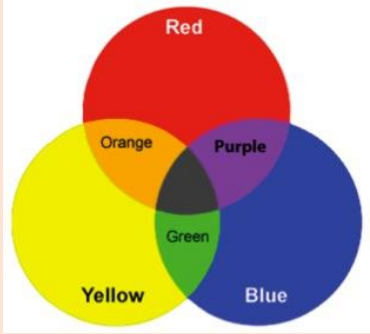
Flynn At Home Learning



Week Of: 5/11 through 5/15

Mrs. S dschretenthaler@ecasd.us Mrs. Hutchins chutchins@ecasd.us Mrs. Kappus tkappus@ecasd.us

Day of the Week	ELA/Writing/Reading/Word Work	Math	MAPE- Art, Physical Education, Music
Monday	Can animals laugh? What makes you laugh? Can you write and tell someone a joke? Knock, knock Who's there? Boo Boo who? Oh no, why are you crying?	Find a ball or balloon. Challenge your child to keep a balloon from falling to the floor without catching or holding it! Add in some counting practice. How many times can they hit it up before it falls? How many times did you bounce the ball? 10? 20? 30 or more?	Compose your own piece by playing Rock, Paper, Scissors with a friend or family member. Print or use the worksheet for your grade level and get started. Once the sheet is filled out, try clapping or playing your composition. K/1 Rock, Paper, Scissors Composition
Tuesday	What sounds do you hear at the end of these words:   	Fill in the missing partners $3 + \underline{\quad} = 10$ $\underline{\quad} + 5 = 10$ $8 + 2 = \underline{\quad}$	
Wednesday	Stretch and write the sounds you hear in these pictures. Can you write 3 or more en family words?   	Counting on... Start at 4 and count to 17. Start at 12 and count to 28. Start at 31 and count to 50. Start at 54 and count to 73.	Activity: Follow the Leader Challenge or Animals in Action How to Play: Find a sibling/parent to challenge. Turn on the radio or sing your favorite song. Take turns being the leader and showing off your best dance or exercise moves to the song. Or practice your best animal moves by Clicking HERE Bonus Activity: Practice rolling a ball to water bottles. Create a bowling alley by using pillows for the alleys.
Thursday	Write this sentence correctly on your dry erase board. First letter capital, then	Writing numbers 0-9 Practice on your dry erase board.	

	<p>lowercase. What end mark will you add ? !</p> <p>.</p> <p>we will go to the zoo</p> <p>Letter Formation</p>		
<p>Friday</p>	<p>Write these sight words (popcorn words) on your dry erase board.</p> <p>Word Wall Grid</p> <p>of play put</p> <p>Can you use your sight words in a sentence? Tell someone in your family.</p>	<p>Herman the worm</p> <p>Find something at your house about the same size as a crayon, marker, shoe, and a book. What happened? Did things get larger or smaller? Keep going can you find more?</p> 	<p>Art: COLOR!</p> <p><i>PRIMARY COLORS are colors that cannot be created by mixing—red, blue, yellow.</i></p>  <p><i>SECONDARY COLORS (orange, violet, green) are colors created by mixing two primary colors together.</i></p> <p>Choose a project from Elements of Art: COLOR (directions included at the end of the calendar too). The same information can be found in PDF form on the MAPE tab of the Flynn At-Home Learning page—all the links should work from there!</p> <p>Upload a photo of your work to Artsonia!</p> <p>Ms. Kurtz ;-)</p>

BONUS Additional Learning Opportunities**

Reading/Writing	Math	Art-Music-Physical Education
<p>Listen to Harry the Dirty Dog</p> <p>Read 10 minutes a day. Students can read independently, aloud to an adult, or back and forth with a sibling.</p>	<p>How many bee's does it take to make one jar of honey?</p> <p>Don't forget you can complete pages in your Homework and Remembering book if you have extra time.</p>	<p>MAPE: Additional bonus materials for Music, Art and Phy Ed can be found on Flynn's At Home Learning page. To get there, click link or enter the address below. Remember to check back periodically to see if new activities have been added.</p>

		https://www.ecasd.us/Flynn-Elementary/Academics/At-Home-Learning/M-A-PE Thank you! Ms. Kurtz - Art (rkurtz@ecasd.us) Mrs. Ahrens - Music (eahrens@ecasd.us) Mrs. Rubeck - PE (crubeck@ecasd.us)
Check out: Khan Academy Kids app.	If your child still has questions, this is a social story about Seeing Other People Wearing Masks.	Fun ways to Teach kids about GERMS